



2025 REGOLOGY

# State of Regulatory Compliance Survey



# 2025 Regology State of Regulatory Compliance Survey

Has your job become more difficult?

**92%** Yes



Does your compliance team rely on manual processes?

**77%** Yes



**44%**

Struggle to keep up with regulatory change

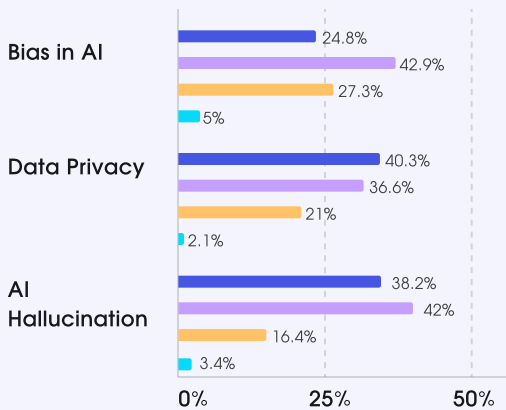


**43%**

Use automation tools for compliance

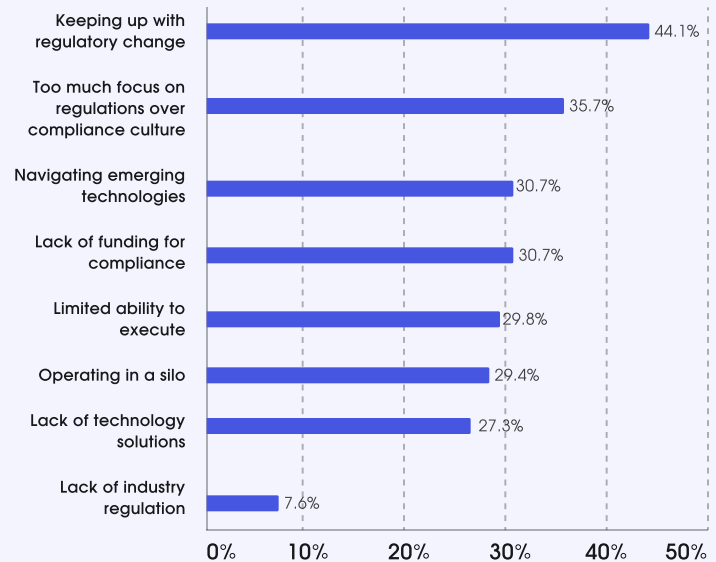


## Concerns About AI in Compliance



- Extremely Concerned (%)
- Moderately Concerned (%)
- Slightly Concerned (%)
- Not Concerned (%)

## Biggest Compliance Challenge (Select All That Apply)



Are you enthusiastic about using AI in compliance?

**39%** in 2024  **71%** in 2025



Receive Real-time Regulatory Updates

**9%** in 2024  **59%** in 2025



<b>01</b>	<b>Executive Summary</b>	Summary and Objectives of the Survey	4
		Compliance Challenges and Key Takeaways	5
		Spotlight on Regulatory Intelligence and Automation	6
		Comparison to 2024 and 2023: The Rise of Automation in Compliance	6
		Conclusion	8
<b>02</b>	<b>Overview of Survey Respondents</b>	What is your job title?	10
		What is your company's industry?	11
		What is your organization's revenue?	12
<b>03</b>	<b>Workforce and Compliance Teams</b>	Overall Workforce Size	14
		Compliance Team Size	14
		Comparative Insights	14
		Career Trajectories and Job Satisfaction in Compliance	15
		Least Enjoyable Regulatory Compliance Tasks	15
		Changes in Compliance Role Difficulty	16
<b>04</b>	<b>The Compliance Department</b>	Challenges Faced by Compliance Departments	18
		Regulatory Compliance Readiness and Processes	19
		Resource Availability	19
		Reliance on Manual Processes	20
		Spreadsheets for Compliance Tracking	20
		Confidence in Compliance	20
		Amount of Regulation Preferences	21
		Compliance Success Measures	22

<b>04</b>		Compliance Budgeting and Technology Spending	23
		Automation in Compliance Activities	25
		Compliance Risk and Organizational Perception	25
<b>05</b>	<b>Technology and Artificial Intelligence in Compliance</b>	Technology Adoption in Compliance	28
		Evaluating Technology ROI	29
		Artificial Intelligence for Compliance	29
<b>06</b>	<b>Law Libraries and Regulatory Updates</b>	Access to Law Libraries	33
		Regulatory Information Sources	33
		Regulatory Alerts and Proactive Monitoring	34
<b>07</b>	<b>About Regology</b>	About Regology	35

# 01

# Executive Summary

## Summary and Objectives of the Survey

The 2025 Regology State of Regulatory Compliance Survey provides a comprehensive analysis of the changing compliance field. As organizations deal with increasingly complex regulations, the need for more automated, AI-driven, integrated compliance management has never been greater. This survey captures insights from 238 compliance professionals across many industries, highlighting key challenges, opportunities for improvement, and the transformative role of AI and automation in compliance management. The objective of this survey is to emphasize the importance of regulatory intelligence solutions, assess the impact of automation and AI, and offer strategic recommendations for enhancing regulatory adherence and operational efficiency.

# Compliance Challenges and Key Takeaways

Despite efforts to modernize compliance functions, significant challenges persist:

**92.4%**  
of compliance professionals report increased job difficulty, underscoring the urgency for automation.

**30.7%**  
struggle with emerging technologies, reinforcing the necessity of more intuitive compliance platforms.

**44.1%** struggle to keep up with regulatory changes, making real-time monitoring essential.

**36.1%** cite resource constraints, highlighting the need for cost-effective, automated compliance solutions.

**29.8%** indicate limited authority to enforce compliance measures, making strategic insights critical for decision making.

**76.9%** still rely on manual compliance processes, increasing risks and inefficiencies that automation can mitigate.

Alongside these challenges, key trends are reshaping compliance management:

**71.1%**  
of compliance professionals express enthusiasm for automation, recognizing its potential to streamline operations.

**42.9%**  
of organizations now use automation tools, reflecting a shift toward technology-driven regulatory adherence.

**59%**  
of organizations receive real-time alerts, highlighting the growing reliance on regulatory change management.

Manual processes continue to pose risks, with **76.9%** of compliance teams still dependent on outdated methods and spreadsheets, reinforcing the urgency for process transformation.

# Spotlight on Regulatory Intelligence and Automation

Technology and automation are fundamentally changing compliance, with regulatory intelligence platforms leading the way:

- ✓ Organizations are increasing the use of automated technologies in legal research, policy updates, and risk management.
- ✓ Barriers to adoption remain, with 45.6% citing a lack of awareness and 25.7% indicating skill gaps, demonstrating the need for better education on automated compliance solutions.
- ✓ Regulatory intelligence platforms deliver actionable insights, helping organizations map regulations to risks and controls in real time, minimizing compliance gaps.
- ✓ Trust in automation is growing, with organizations using these technologies reporting greater efficiency and reduced compliance risk.

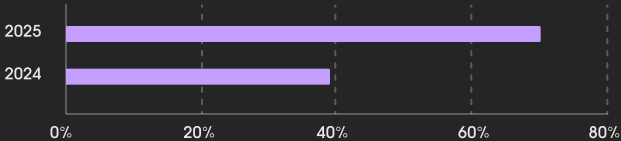
## Comparison to 2024 and 2023: The Rise of Automation in Compliance

The last three years have seen significant shifts in automation adoption, investment, and compliance efficiency, marking a pivotal transformation in the industry:

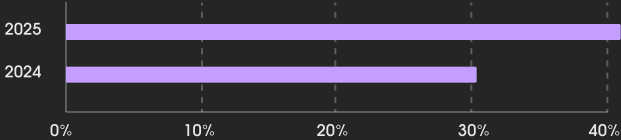
### ☀️ Rising Interest and Adoption:

Interest in automation rose from **39% in 2024 to 71.1% in 2025**, signaling a shift from cautious optimism to widespread interest. Adoption rates also increased from **31% in 2024 to 42.9% in 2025**, demonstrating growing trust in technology-driven compliance solutions.

Percentage Interested in Automation for Compliance



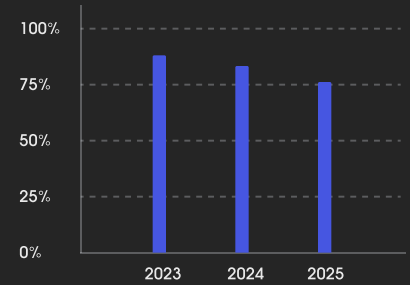
AI Adoption in Compliance



## ☀️ Decline in Manual Compliance Processes:

The percentage of compliance teams relying on manual processes declined from **87% in 2023** and **82% in 2024** to **76.9% in 2025**, reinforcing the slow but steady integration of automation. However, with **79% still using spreadsheets**, the need for more advanced solutions remains urgent.

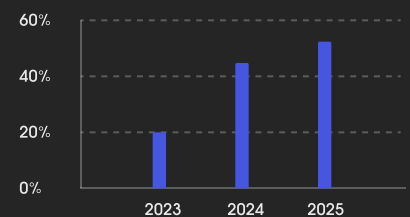
Relying on Manual Processes



## ☀️ Increasing Investment in Compliance Technology

In 2023, only **20% of compliance teams** allocated more than 20% of their budgets to technology. This figure jumped to **47% in 2024** and **53.8% in 2025**, highlighting a clear shift in strategic priorities toward technology adoption.

Spend > 20% of Budget on Tech



## ☀️ Ongoing Concerns and Risk Management

Despite the growing reliance on automation, compliance professionals continue to express concerns:

**67.7%**

worry about bias in AI-driven compliance solutions.

**76.9%**

are concerned about data privacy risks.

**80.2%**

cite the potential for inaccurate outputs.

## ☀️ Confidence in Compliance Readiness

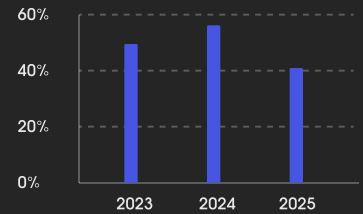
While **67.2% of compliance professionals** believe their organization is compliant—a **marginal increase** from 67% in 2024—the perception of regulatory readiness has yet to return to higher confidence levels reported in 2023.

This suggests that despite automation adoption, organizations still face challenges in keeping up with evolving regulations.

## ☀ Declining Enforcement Risks

Regulatory enforcement concerns peaked **in 2024**, with **57% of organizations** expecting to face enforcement actions. **In 2023, 49% of organizations** expected to face enforcement actions. **In 2025, this number dropped to 40.8%**, indicating that compliance teams—likely with the use of technology—are mitigating regulatory risks more effectively.

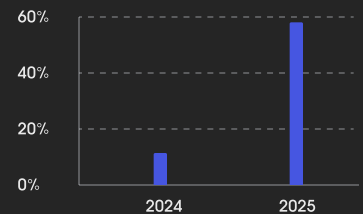
Are You Expecting Enforcement Actions?



## ☀ Shift in Compliance Strategies

While only **9% of organizations** received real-time regulatory alerts at the start of 2024; this **jumped to 59%** at the beginning of 2025, illustrating a rapid expansion in automated compliance monitoring. This improvement reflects a growing reliance on regulatory intelligence to stay ahead of compliance challenges.

Do You Receive Real-Time Regulatory Alerts?



## Conclusion

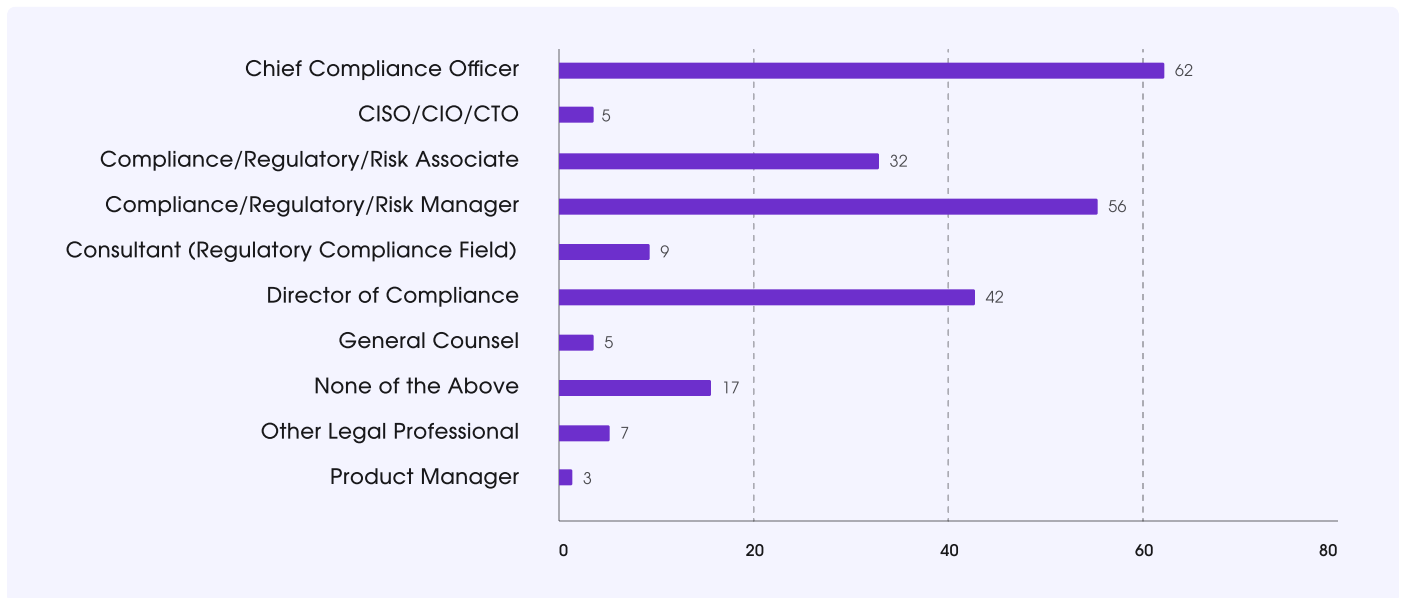
The 2025 survey highlights the ongoing evolution of compliance management, with automation and regulatory intelligence becoming essential for managing increasing regulatory complexity. Over the past three years, organizations have significantly increased their investment in compliance technology, real-time monitoring, and automation.

However, challenges remain—including reliance on manual processes, resource constraints, and concerns about technology implementation. As regulatory expectations rise and enforcement risks shift, organizations that leverage automation and data-driven compliance strategies will be better positioned to adapt efficiently, reduce risk exposure, and maintain compliance in a rapidly changing environment.

# 02

## Overview of Survey Respondents

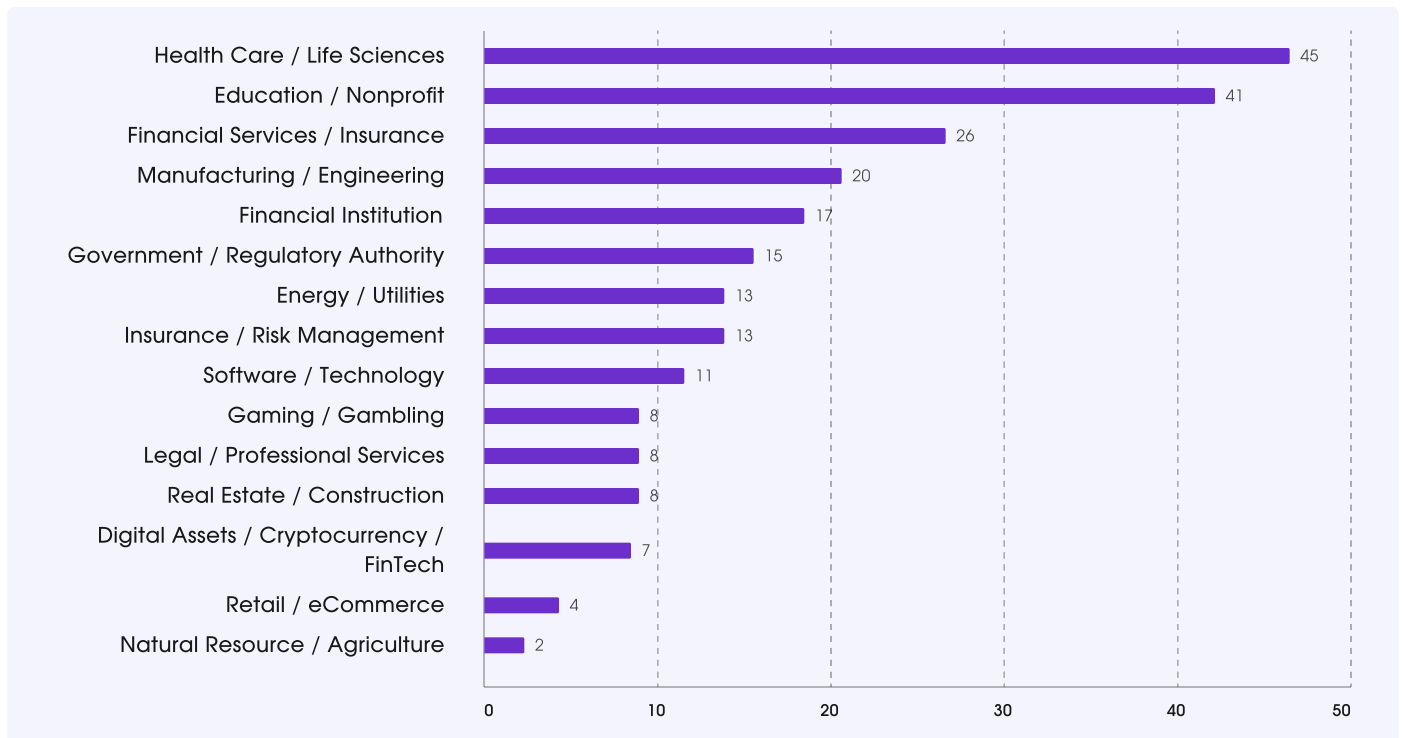
# What is your job title?



- ✓ The majority of respondents hold managerial or executive-level positions in compliance. The most common job title reported is **Chief Compliance Officer/VP of Compliance**, with 62 respondents, highlighting strong participation from top leadership. This is closely followed by **Compliance/Regulatory/Risk Managers**, who make up 56 responses, indicating a significant representation of mid-to-senior-level professionals actively involved in compliance operations.
- ✓ Additionally, **Compliance/Regulatory/Risk Associates** account for 32 responses, reflecting a notable presence of professionals in support roles. **Directors of Compliance** form another substantial group with 42 respondents, reinforcing the importance of compliance leadership within organizations.
- ✓ Other notable roles include **Consultants** in Regulatory Compliance (9 respondents), **General Counsels** and **CISOs/CIOs/CTOs**, each contributing 5 responses, as well as **Other Legal Professionals** (7 respondents) and **Product Managers** (3 respondents), demonstrating the interdisciplinary nature of compliance work.

Overall, the survey captures a broad spectrum of compliance professionals, emphasizing the role of both leadership and operational teams in managing regulatory challenges.

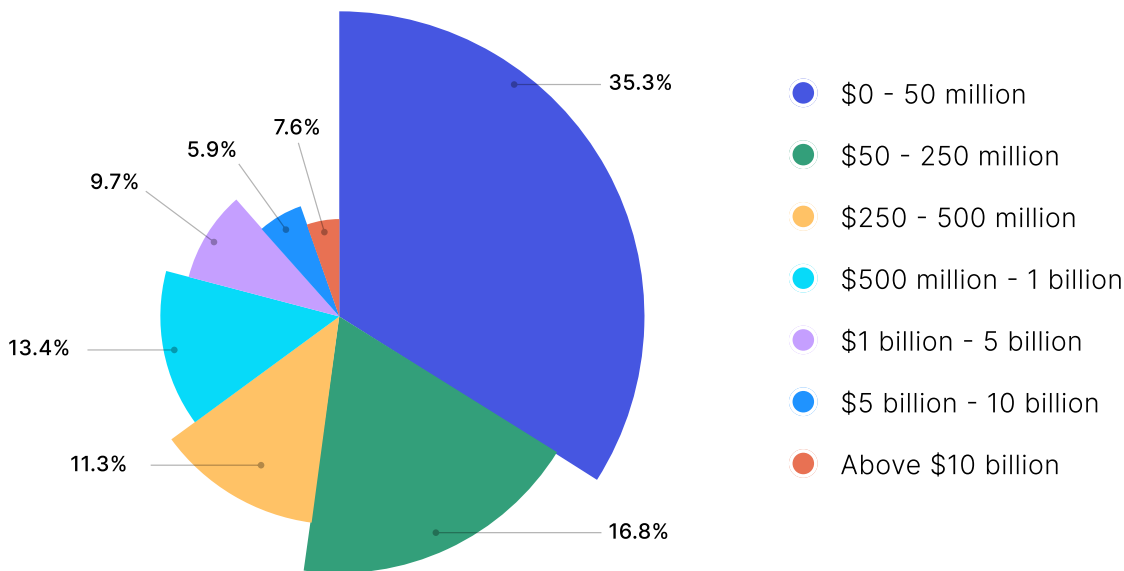
# What is your company's industry?



- ✓ The survey responses indicate that regulatory compliance professionals come from a diverse range of industries. The **Health Care / Life Sciences** sector leads with 45 respondents (18.9%), followed closely by **Education / Nonprofit** at 41 respondents (17.2%). **Financial Services / Insurance** ranks third with 26 respondents (10.9%), reflecting the strong regulatory demands in finance.
- ✓ Other well-represented industries include **Manufacturing / Engineering (8.4%)**, **Financial Institutions (7.1%)**, and **Government / Regulatory Authorities (6.3%)**, highlighting compliance concerns in both private and public sectors. **Energy / Utilities and Insurance / Risk Management** each account for 5.5% of respondents, demonstrating the regulatory complexities in these fields.
- ✓ Smaller industry representations include **Software / Technology (4.6%)**, **Gaming / Gambling (3.4%)**, **Legal / Professional Services (3.4%)**, **Real Estate / Construction (3.4%)**, and **Digital Assets / Cryptocurrency / FinTech (2.9%)**, indicating emerging regulatory challenges in tech-driven and high-risk sectors. **Retail / eCommerce (1.7%)** and **Natural Resources / Agriculture (0.8%)** are the least represented industries.

Overall, the survey shows that compliance concerns cut across multiple industries, with a particularly strong presence in highly regulated sectors like healthcare, education, and financial services.

# What is your organization's revenue?



- ✓ The survey results on organizational revenue distribution highlight a diverse range of company sizes, with a median revenue range falling between \$250 million and \$500 million.
- ✓ The majority of respondents, 35.3% (84 participants), represent organizations with annual revenues under \$50 million, indicating **strong participation from smaller entities that still prioritize compliance**. The second-largest group, 16.8% (40 respondents), falls within the \$50 million to \$250 million range, reflecting a significant presence of mid-sized organizations.
- ✓ Additionally, 13.4% (32 respondents) report annual revenues between \$500 million and \$1 billion, while 11.3% (27 respondents) fall into the \$250 million to \$500 million bracket, placing the median revenue within this range.
- ✓ **Larger enterprises are also well-represented**, with 9.7% (23 respondents) coming from organizations generating \$1 billion to \$5 billion in revenue. Meanwhile, 7.6% (18 respondents) work at companies with revenues exceeding \$10 billion, and 5.9% (14 respondents) report revenues between \$5 billion and \$10 billion, demonstrating that compliance remains a critical concern even for the largest corporations.

This distribution underscores that compliance is a priority across organizations of all sizes, from small businesses to multinational corporations, reinforcing the necessity of regulatory strategies that accommodate varying levels of complexity and resources.

03

# Workforce and Compliance Teams

The survey data provides insights into the distribution of organizational workforce sizes and their corresponding compliance team structures.

## Overall Workforce Size

Organizations participating in the survey vary widely in size, with a median of 420 employees and a mean of 9,694 employees. The data shows that:

- ✓ 24% of organizations employ **between 51 and 250 employees**, indicating a strong presence of small to mid-sized businesses.
  - ✓ 23% have workforces ranging **from 251 to 1,000 employees**, representing mid-sized organizations.
  - ✓ 17% have **between 1,001 and 5,000 employees**, suggesting significant participation from larger entities.
  - ✓ Notably, 10% of organizations report having **more than 50,000 employees**, highlighting the involvement of large enterprises in compliance initiatives.
- 

## Compliance Team Size

- ✓ The average compliance team size is 20 employees, with a **median size of 4 employees**, indicating that while some organizations have large compliance teams, the typical team remains relatively small.
  - ✓ On average, 5% of an organization's workforce is dedicated to compliance, with a median of 1%, suggesting that most organizations allocate a modest fraction of their workforce to compliance functions.
- 

## Comparative Insights

- ✓ Smaller organizations (under 250 employees) often have compliance teams of **1 to 5 members**, focusing resources where needed without overextending.
  - ✓ Mid-sized companies (250 to 1,000 employees) typically have compliance teams of **5 to 20 members**, balancing regulatory needs with resource constraints.
  - ✓ Larger enterprises (over 10,000 employees) exhibit diverse compliance team sizes, ranging from **10 to 500 members**, depending on industry, regulatory complexity, and operational footprint.
-

# Career Trajectories and Job Satisfaction in Compliance

The survey results highlight career trends among compliance professionals. On average, respondents have been with their current company for 8 years, with a median of 6 years, and most professionals have been with their organization for 3 to 15 years. In their current roles, the average tenure is 6 years, with a median of 4 years, and the majority have held their position for 2 to 10 years.

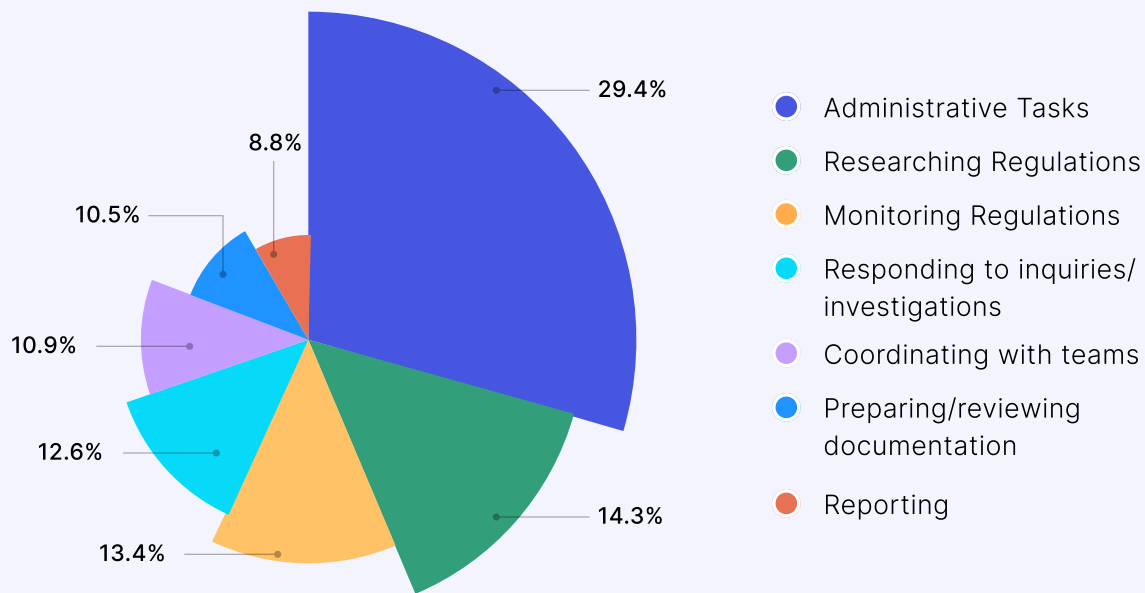
A notable finding is that only 22% of professionals started their careers in compliance, reinforcing the trend that many transition into the field from other branches, such as law, finance, or risk management. Despite these varied career paths, **92% of respondents report enjoying their job**, indicating strong job satisfaction.

These findings suggest that compliance offers career stability and attracts professionals from diverse backgrounds, making it a dynamic and rewarding field.

---

## Least Enjoyable Regulatory Compliance Tasks

- ✓ The survey reveals that **administrative tasks are the least enjoyable aspect of compliance work**, with 29.4% of respondents citing them as their least preferred responsibility. Researching regulations (14.3%) and monitoring regulations (13.4%) follow closely, highlighting the challenge of keeping up with evolving regulatory landscapes.
- ✓ Other tasks that respondents find less enjoyable include responding to inquiries/investigations (12.6%), coordinating with teams (10.9%), preparing/reviewing documentation (10.5%), and reporting (8.8%). These findings suggest that while compliance professionals value their work, the burden of administrative and research-heavy tasks remains a key challenge in the field.



## Changes in Compliance Role Difficulty

- ✓ The survey results indicate that the vast majority of compliance professionals find that their job difficulty has increased over the past few years, **with 92.4% reporting greater challenges in their roles.** In contrast, only 7.6% of respondents stated that their job has become easier.
- ✓ This overwhelming trend reflects the growing complexity of compliance, driven by rapid regulatory changes, increased enforcement actions, evolving risks, and rising compliance expectations. Professionals are under mounting pressure to track and interpret new regulations, implement compliance frameworks, and ensure adherence—all while managing limited resources and heightened scrutiny.

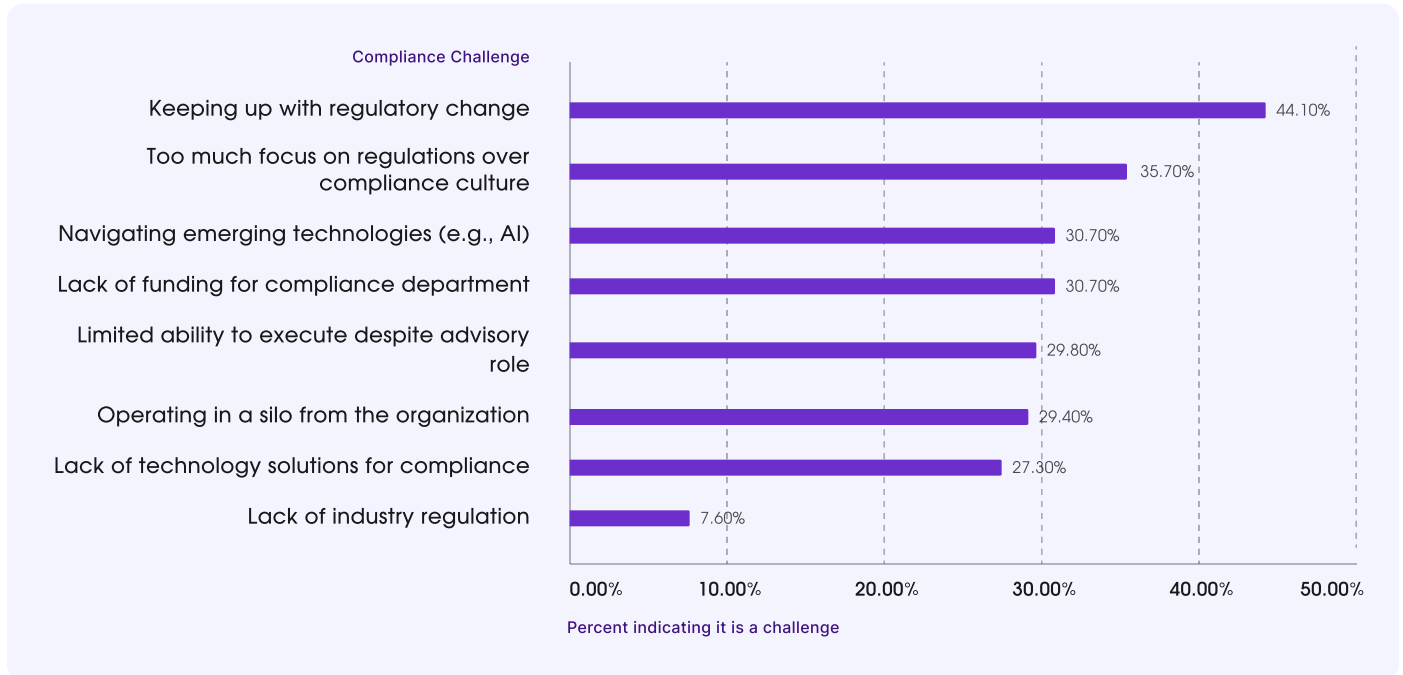
These findings highlight the need for technology adoption to streamline processes, and stronger compliance teams to help professionals manage the increasing demands of their roles effectively.

04

# The Compliance Department

The survey data provides insights into compliance departments, how they are organized, and the challenges they face.

# Challenges Faced by Compliance Departments



- ✓ The survey highlights several critical challenges compliance departments face, with regulatory change being the most pressing issue. **44.1%** of respondents struggle to keep up with the frequency of regulatory updates, emphasizing the difficulty of staying compliant in an evolving legal landscape.
- ✓ Cultural and structural challenges are also significant, with **35.7%** stating that too much focus is placed on regulatory requirements rather than fostering a compliance culture. Additionally, **29.8%** report that while they can provide compliance advice, they have limited authority to implement changes, and **29.4%** feel their department operates in a silo, disconnected from the rest of the organization.
- ✓ Technology and funding constraints also present major hurdles. **30.7%** cite navigating emerging technologies like generative AI as a challenge, while the same percentage report a lack of funding for compliance functions. Furthermore, **27.3%** say there is a lack of technology solutions available to streamline compliance operations.
- ✓ A smaller but notable **7.6%** of respondents feel hindered by a lack of industry regulation, suggesting that unclear or inconsistent regulatory frameworks can also pose compliance difficulties.

These findings reflect the increasing complexity of compliance work, underscoring the need for better regulatory tracking, integrated compliance strategies, and greater investment in technology and resources to support compliance teams effectively.

## Regulatory Compliance Readiness and Processes

The survey reveals key insights into how compliance teams manage regulatory challenges, highlighting resource constraints, reliance on manual processes, and confidence levels in compliance adherence. The findings suggest that while many organizations feel prepared for regulatory demands, a lack of automation and heavy reliance on manual tools may hinder long-term efficiency and risk management.

### Resource Availability

A majority (63.9%) of respondents believe their team has the necessary resources to comply with all regulations. However, a significant 36.1% report lacking sufficient resources, which could expose organizations to compliance gaps, regulatory penalties, and increased operational strain. These resource shortages may be due to limited staffing, budget constraints, or the complexity of evolving regulations.

**63.9%**

**Yes**

(we have all the resources needed)

**36.1%**

**No**

(we lack sufficient resources)

# Reliance on Manual Processes

A striking 76.9% of compliance teams still rely on manual processes to manage compliance, indicating a slow adoption of automation in regulatory workflows. Manual processes often lead to inefficiencies, inconsistencies, and a higher risk of errors, making compliance more challenging, especially as regulatory demands continue to increase.

**76.9%**

**Yes**  
(we rely on manual processes)

**23.1%**

**No**  
(we do not rely on manual processes)

# Spreadsheets for Compliance Tracking

The widespread use of spreadsheets (79%) to track compliance requirements further reinforces the manual nature of compliance operations. While spreadsheets offer flexibility, they lack automation, version control, and real-time collaboration features, making them prone to data integrity risks and inefficiencies. This reliance suggests a strong need for integrated compliance management solutions that can streamline processes, improve accuracy, and enhance reporting capabilities.

**79.0%**

**Yes**  
(we use spreadsheets)

**21.0%**

**No**  
(we do not use spreadsheets)

# Confidence in Compliance

Despite these challenges, 67.2% of compliance professionals are confident that their organization is meeting all regulatory requirements. However, nearly one-third (32.8%) express concerns, highlighting potential regulatory vulnerabilities. This lack of confidence may stem from resource constraints, reliance on outdated processes, or the complexity of monitoring and implementing regulatory changes.

**67.2%**

**Yes**  
(confident in compliance)

**32.8%**

**No**  
(not confident in compliance)

# Amount of Regulation Preferences

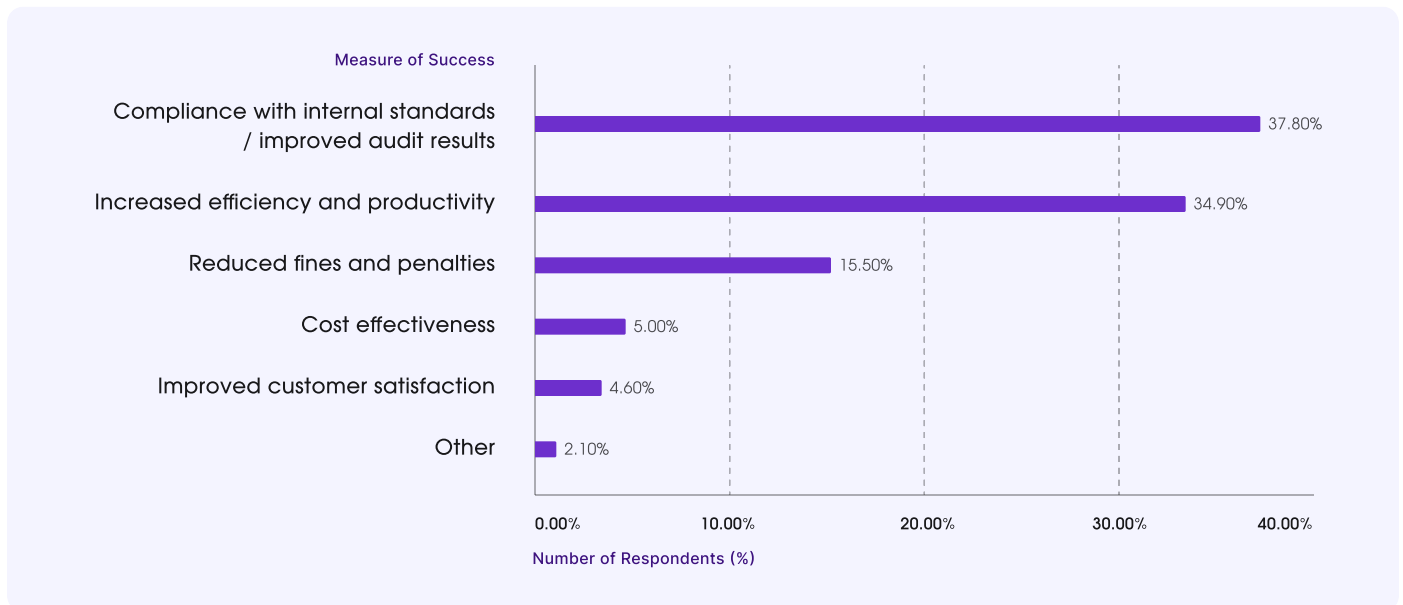
The survey results show that opinions on regulatory levels vary among compliance professionals:

Regulation Preference	No. of Respondents (%)
The current level of regulation is optimal	114 (47.9%)
Less	77 (32.4%)
More	47 (19.7%)

- ✓ 47.9% believe the current level of regulation is optimal, indicating that nearly half of respondents feel that existing regulations are sufficient for maintaining compliance and managing risk.
- ✓ 32.4% advocate for less regulation, suggesting that a significant portion of professionals find current requirements overly burdensome, potentially hindering efficiency and innovation.
- ✓ 19.7% believe there should be more regulation, likely reflecting concerns about gaps in regulatory oversight or emerging risks that require stronger enforcement.

These findings highlight a divided perspective, with most respondents satisfied with the current regulatory landscape, while others either seek less complexity or greater enforcement depending on their industry needs.

# Compliance Success Measures

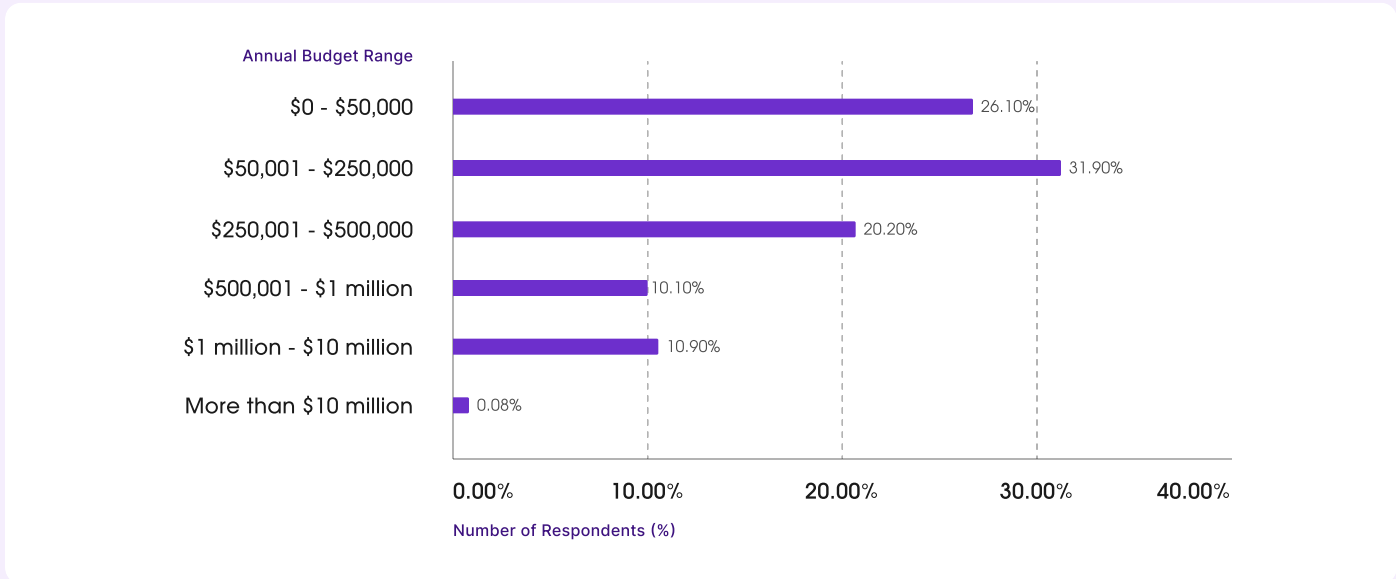


✓ The survey results reveal that compliance professionals primarily measure success through internal performance metrics and operational efficiency rather than financial or customer-driven outcomes. The most widely recognized indicator of success, cited by 37.8% of respondents, is compliance with internal standards and improved audit results. This suggests that organizations prioritize strong internal controls and audit readiness as a way to ensure regulatory adherence. Closely following, 34.9% of respondents measure success by increased efficiency and productivity, reflecting a focus on optimizing compliance operations, reducing administrative burdens, and leveraging technology to improve workflows.

✓ While compliance is often associated with financial risk management, only 15.5% of professionals identify reduced fines and penalties as their top measure of success, indicating that organizations are more focused on proactive compliance efforts rather than reacting to regulatory enforcement. Cost-effectiveness plays an even smaller role, with only 5.0% viewing it as their primary success metric, suggesting that organizations prioritize effective compliance over budget concerns. Similarly, 4.6% of respondents gauge success by improved customer satisfaction, showing that while compliance can enhance trust and reputation, it is not typically viewed as a direct customer-facing function. A small percentage (2.1%) cited other factors, potentially including regulatory relationships, reputation management, or broader strategic advantages.

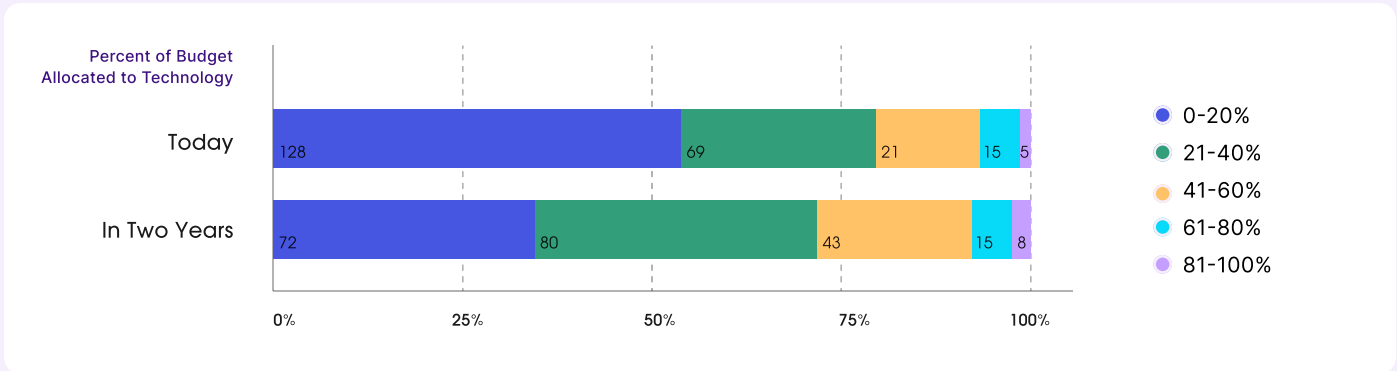
# Compliance Budgeting and Technology Spending

Compliance budgets vary widely, with the majority of organizations operating within modest financial constraints:



- ✓ **31.9% have budgets between \$50,001 - \$250,000**, making this the most common budget range.
- ✓ **26.1% operate on less than \$50,000 annually**, highlighting that many compliance teams function with extremely limited resources.
- ✓ **20.2% allocate between \$250,001 - \$500,000**, suggesting a tier of mid-sized compliance functions with more flexibility.
- ✓ **10.9% have budgets between \$1 million - \$10 million**, likely representing larger, highly regulated organizations.
- ✓ **10.1% fall into the \$500,001 - \$1 million category**, supporting more advanced compliance programs.
- ✓ **Only 0.8% of organizations have compliance budgets exceeding \$10 million**, indicating that high-budget compliance operations are rare.

These findings suggest that most compliance teams operate with relatively constrained budgets which need to be optimized.



Spending on compliance technology remains low for most organizations:

- ✓ **53.8% allocate only 0-20%** of their compliance budget to technology, reinforcing the slow adoption of automation.
- ✓ **Only 17.2% spend more than 40%** of their budget on technology, suggesting that compliance tech adoption is still in the early stages for most companies.

- ✓ **29.0% invest between 21-40%**, indicating that some organizations recognize the need for technology-driven compliance.

This lack of investment suggests cost concerns, competing budget priorities, or a lack of urgency in adopting compliance technology.

There is a clear expectation that technology spending will increase in the near future:

- ✓ **33.6%** of respondents expect to allocate 21-40% of their budget to compliance technology.
- ✓ **18.1%** foresee increasing spending to 41-60%, suggesting that some organizations plan to accelerate digital transformation.
- ✓ **3.4%** predict investing 81-100%, likely for companies undergoing complete compliance digitization.

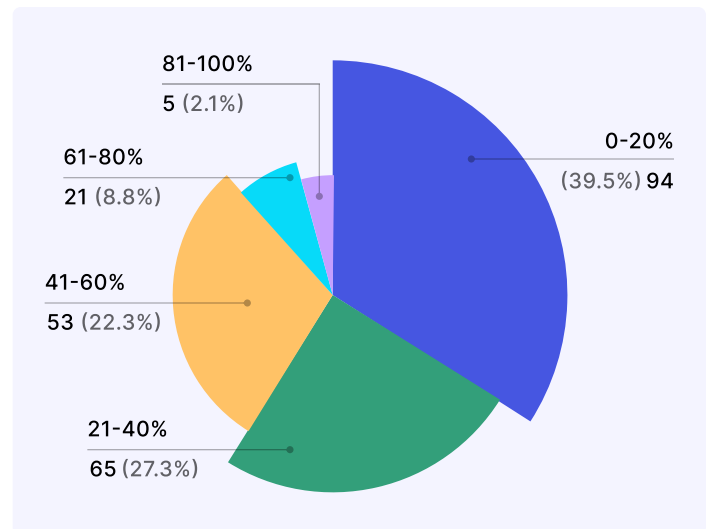
- ✓ **30.3%** still anticipate spending under 20%, showing some reluctance to invest further.
- ✓ **14.7%** expect to allocate 61-80% to compliance technology, a significant shift for this segment.

This data suggests a growing recognition of compliance technology as a critical investment, with many organizations expecting to increase spending over the next two years. However, budget limitations and competing financial priorities remain obstacles to full-scale automation.

# Automation in Compliance Activities

- ✓ **39.5% of organizations have less than 20% of compliance activities automated**, indicating that manual processes still dominate.
- ✓ **27.3% report automation levels between 21-40%**, suggesting a gradual transition to technology-driven compliance.
- ✓ **22.3% fall in the 41-60% range**, showing moderate progress toward automation.
- ✓ **Only 10.9% of organizations have over 60% automation**, demonstrating that fully automated compliance functions remain rare.

Despite growing regulatory complexity, compliance automation remains limited:

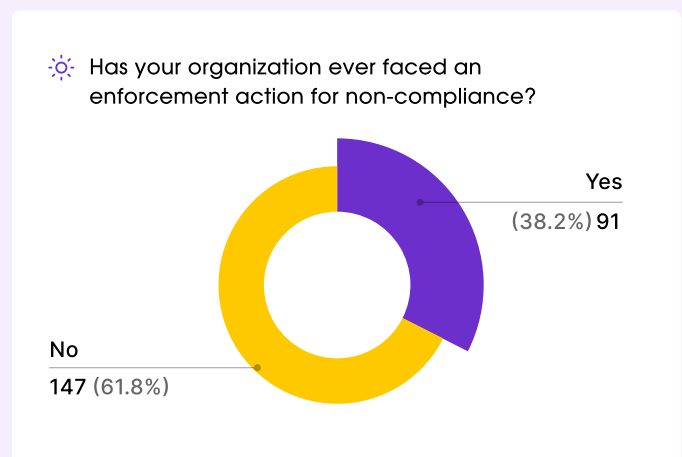


This data highlights a significant reliance on manual compliance processes, despite the availability of automation solutions that could improve efficiency and reduce risk.

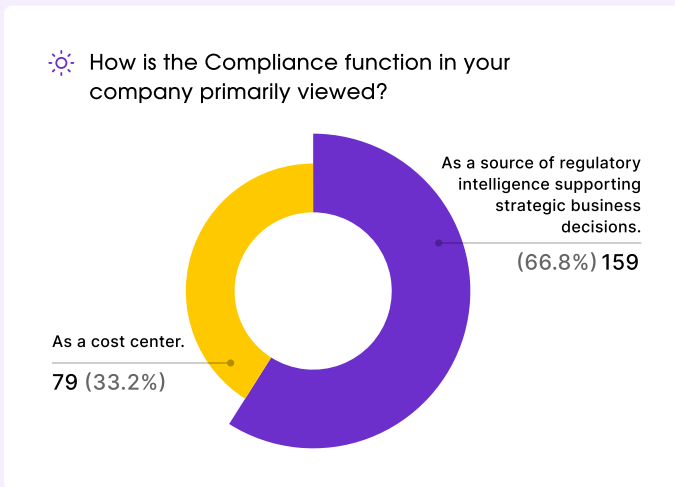
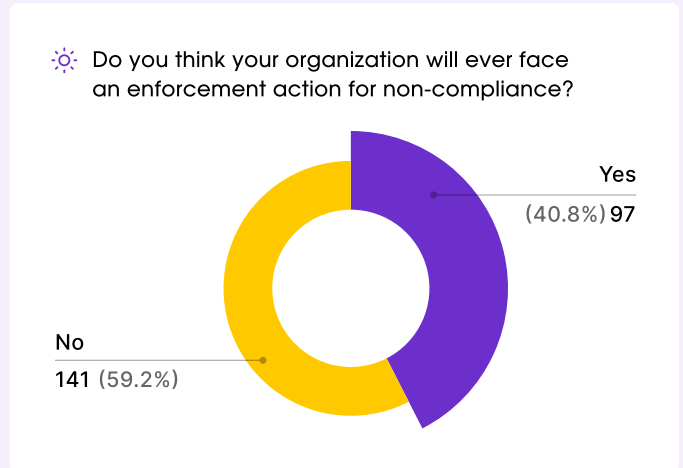
# Compliance Risk and Organizational Perception

A significant **38.2% of respondents report that their organization has faced an enforcement action**, indicating that regulatory infractions are a common risk. While the majority (61.8%) have avoided penalties, the high occurrence of past enforcement actions suggests that compliance gaps remain a challenge across industries.

The survey results highlight how organizations experience and anticipate enforcement actions for non-compliance, as well as how compliance functions are perceived within companies.



Looking ahead, concerns about future regulatory risk persist, with 40.8% of respondents believing their organization will face an enforcement action in the future. This outlook suggests a level of uncertainty or vulnerability in compliance management, despite ongoing efforts to mitigate risks.



Beyond enforcement risks, the survey also explores how compliance is viewed within organizations. The majority of respondents (66.8%) believe the compliance function is seen as a source of regulatory intelligence that supports strategic business decisions. This suggests that compliance is evolving beyond its traditional role of enforcement and oversight, playing an increasing role in shaping business strategy and risk management. However, a significant 33.2% of respondents report that compliance is still primarily viewed as a cost center, indicating that some organizations continue to see compliance as an operational burden rather than a value-adding function.

These findings reflect the dual nature of compliance—while it is increasingly recognized as a strategic function, many organizations still struggle with balancing compliance costs and regulatory risk exposure. As compliance teams work to demonstrate their business value, drive efficiency, and reduce enforcement risks, organizations that invest in compliance as a proactive, intelligence-driven function may be better positioned to avoid future regulatory scrutiny.

05

# Technology and Artificial Intelligence in Compliance

# Technology Adoption in Compliance

The 2025 survey results highlight a near-even split in the adoption of new technology within compliance functions. Among respondents:

**49.6%**

(118 respondents) reported having implemented new technology within their compliance department in the past year.

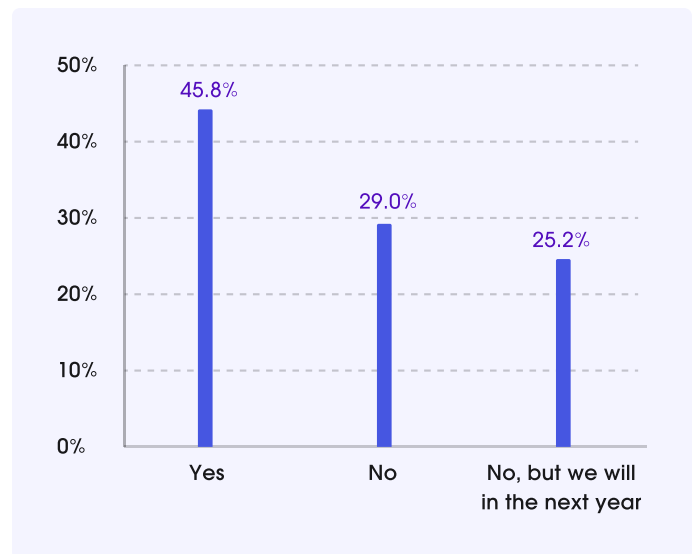
**50.4%**

(120 respondents) indicated that they had not adopted any new technology.

This division reflects an ongoing debate in the compliance sector regarding the role of technology in regulatory adherence. While nearly half of the compliance teams have embraced new tools, the remaining half may be hesitant due to cost concerns, regulatory uncertainties, or internal resistance to change

A majority of compliance professionals remain engaged in assessing the potential for technological advancements in their departments:

- ✓ **45.8%** (109 respondents) are currently evaluating new technology for compliance.
- ✓ **25.2%** (60 respondents) are not yet evaluating but plan to do so within the next year.
- ✓ **29%** (69 respondents) have no plans to assess new technology at this time.



These findings suggest a continued interest in digital transformation, with **over 71% of respondents actively considering or planning to explore new compliance technologies**. However, a notable portion of compliance professionals remain reluctant, signaling the need for greater awareness and clearer value propositions in technology adoption.

# Evaluating Technology Return on Investment (ROI)

Compliance teams assess ROI through cost savings, risk mitigation, and efficiency gains. Technology investments are evaluated based on their ability to reduce manual labor, prevent penalties, and improve productivity.

Cost and efficiency drive many decisions, with organizations focusing on eliminating redundant processes and lowering compliance costs.

**"We measure ROI by quantifying reductions in manual work, labor costs, and fines avoided."**

Risk mitigation is another key factor, as compliance professionals emphasize audit performance and regulatory adherence.

**"The ROI is to be 100% compliant."**

Time savings and productivity improvements are also critical. Automation enables teams to focus on higher-priority tasks and streamline compliance workflows.

**"Time vs. results—how much work is automated and how much time we save."**

By leveraging automation and data-driven compliance tools, organizations position themselves for stronger regulatory resilience and long-term success.

---

## Artificial Intelligence for Compliance

Artificial intelligence (AI) is gaining traction in compliance, with 71.1% of professionals expressing enthusiasm for its role. 13.9% are "Extremely" enthusiastic, 28.6% are "Very" enthusiastic, while another 28.6% are "Somewhat" enthusiastic about integrating AI into compliance operations. 20.6% remain neutral, indicating a wait-and-see approach, while 8.3% are not enthusiastic at all.

Beyond enthusiasm, **75.6% of compliance professionals believe AI can improve efficiency in their daily tasks**, reinforcing the value AI offers in streamlining compliance workflows and enhancing operational effectiveness.

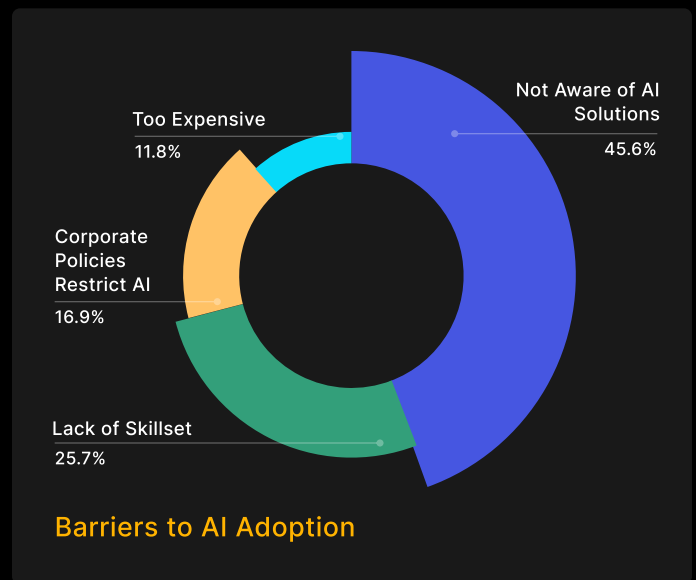
Adoption of AI within compliance departments is increasing, with **42.9% of professionals reporting usage**.

Among the most common applications, respondents identified:

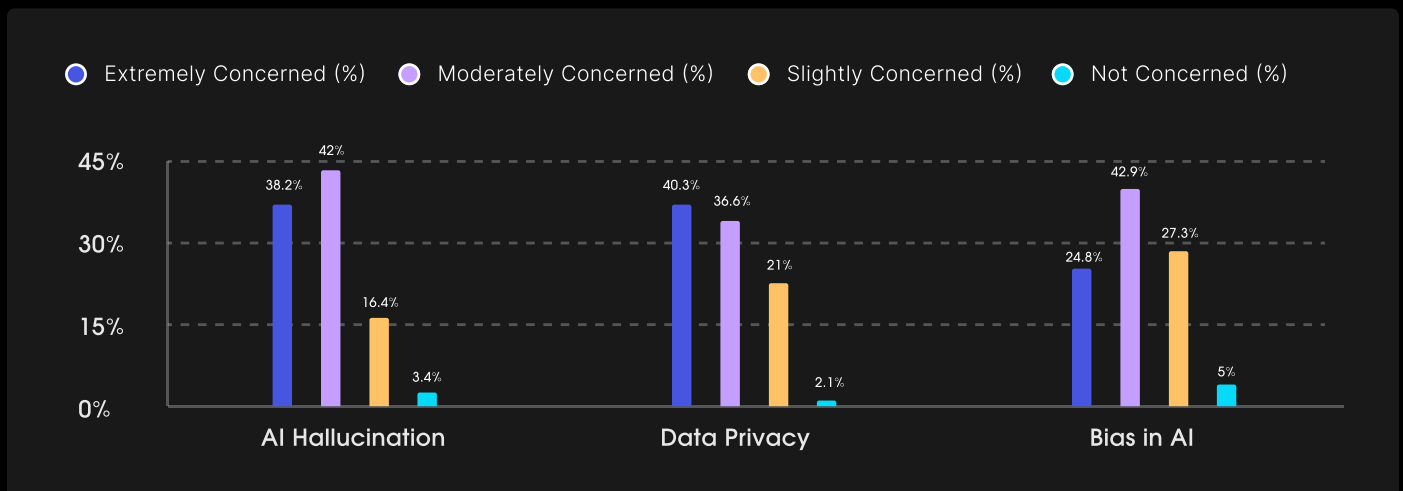
- ✓ "Legal research."
- ✓ "Summarizing documents, ad hoc queries."
- ✓ "Drafting and updating policies and procedures."
- ✓ "Responding to regulatory inquiries."

Despite this growth, **57.1% have yet to implement AI**, citing key barriers such as:

- ✓ **Lack of awareness of AI solutions** (45.6%)
- ✓ **Skill gaps within compliance teams** (25.7%)
- ✓ **Corporate policies restricting AI use** (16.9%)
- ✓ **Cost concerns** (11.8%)



While AI presents opportunities for automation and efficiency, compliance professionals remain cautious about its risks:



**67.7%**

are moderately to extremely concerned about AI **bias**.

**76.9%**

are moderately to extremely concerned about **data privacy**.

**80.2%**

are moderately to extremely concerned about AI hallucinations (**incorrect or misleading outputs**).

54% of survey respondents report having a risk review process for generative AI software, while 46% do not. This near-even split suggests that AI governance is still developing within compliance teams. Organizations with risk reviews likely recognize regulatory scrutiny, data privacy concerns, and the importance of AI accountability. Those without such processes may face internal knowledge gaps or lack established compliance frameworks for AI oversight.

### Emerging Technology Highlight:

An agentic workflow is a process where AI agents autonomously execute tasks, make decisions, and adapt to goals with minimal human intervention, optimizing efficiency and scalability. Currently, 92% of compliance professionals are unfamiliar with this concept. However, we anticipate a significant shift in 2025!

These concerns reflect the ongoing challenge of balancing AI adoption with regulatory requirements and accuracy standards. However, as organizations refine their AI strategies, confidence in its role within compliance functions is expected to grow.

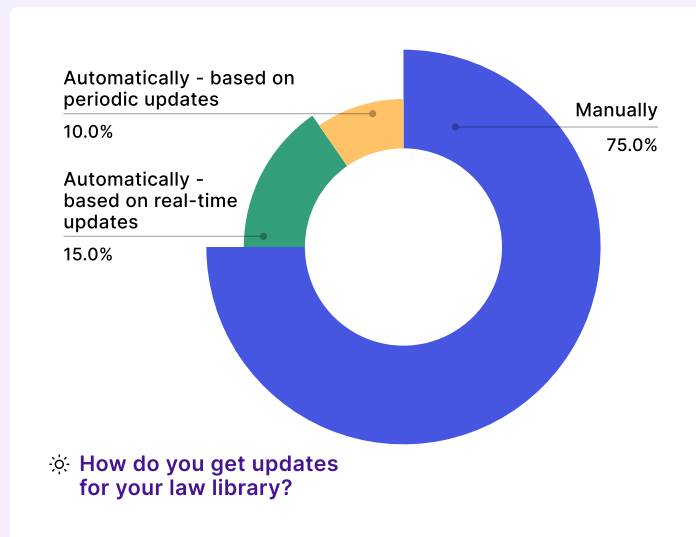
06

# Law Libraries and Regulatory Updates

Access to comprehensive legal resources is essential for maintaining compliance, yet many organizations lack structured law libraries and real-time regulatory monitoring capabilities. The survey highlights challenges in legal resource management, with most compliance professionals relying on manual updates and fragmented sources for regulatory information.

## Access to Law Libraries

Despite the growing complexity of regulatory frameworks, **only 28% of organizations have a law library**, while 72% do not. The absence of centralized legal resources poses a challenge for compliance professionals, who must rely on external sources and ad-hoc research to stay informed.



Among organizations with a law library, 75% update their libraries manually, creating inefficiencies and potential gaps in compliance coverage. Only 15% receive real-time automated updates, while 10% use periodic automated updates. These findings indicate that most compliance teams still lack fully automated legal tracking systems, increasing the risk of missing critical regulatory changes.

## Regulatory Information Sources

Professionals in compliance rely on multiple sources to stay informed, though the number of sources consulted varies significantly. 60% of compliance professionals rely on fewer than 25 regulatory information sources, while 15% are unaware of the total number their organization uses.

# Regulatory Alerts and Proactive Monitoring

While **59% of compliance professionals receive real-time alerts on regulatory updates**, 41% do not, leaving many organizations without immediate insight into evolving regulations. Even among those who receive alerts, **69% report that the alerts are not always relevant**, underscoring the need for more targeted and precise regulatory tracking solutions.

Despite these challenges, compliance teams are taking a proactive stance in monitoring regulatory changes. **77% of respondents actively track new regulations**, while 23% do not engage in proactive monitoring, potentially increasing their exposure to compliance risks.

These findings highlight the need for greater automation in legal research, improved accuracy in regulatory alerts, and structured law library management to enhance compliance efficiency.

# About Regology

Regology is a world-class regulatory intelligence platform powered by advanced generative AI, designed to help organizations navigate global compliance with speed and precision. With its AI-driven capabilities, including the Reggi.AI, Regology enables compliance professionals to quickly interpret complex regulations, generate insights, and automate key compliance tasks.

By leveraging the largest global database of laws, Regology transforms how regulations are consumed, allowing organizations to efficiently identify applicable legal content across jurisdictions, monitor regulatory changes in real time, and seamlessly map them to risks and controls. This AI-powered approach significantly enhances compliance efficiency, reduces risk, and accelerates decision making.

Serving industries such as banking, cryptocurrency, healthcare, gaming, and technology, Regology empowers businesses to stay ahead of evolving regulations while reducing compliance burdens.

To learn more, visit [www.regology.com](https://www.regology.com).